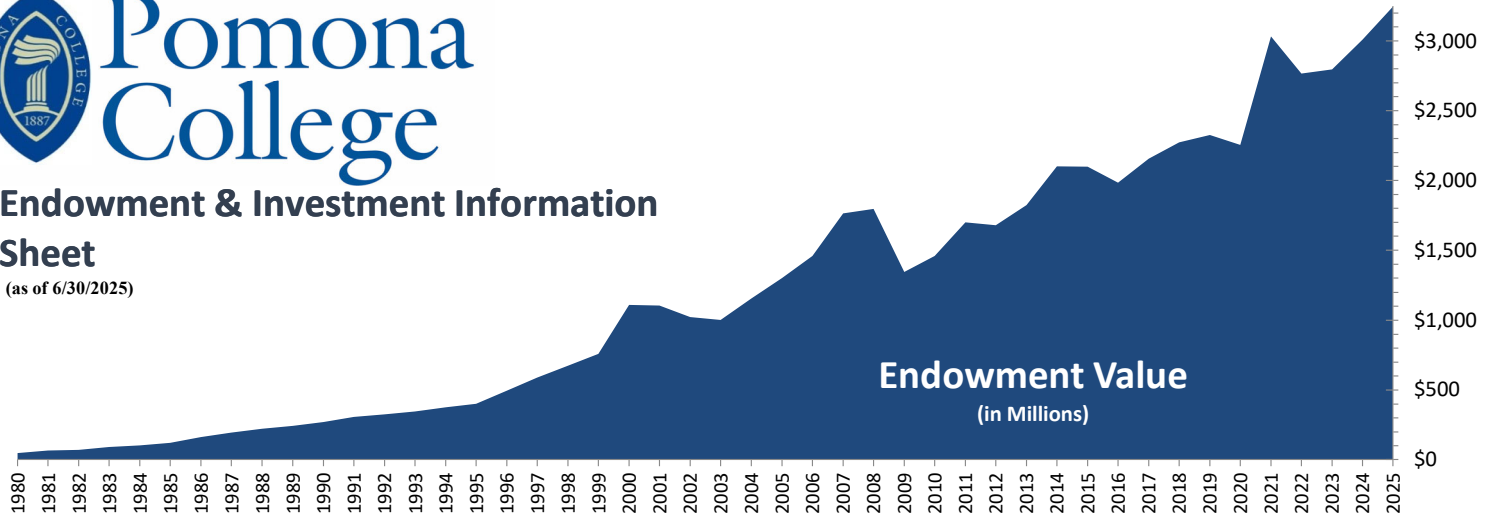




# Pomona College

## Endowment & Investment Information Sheet

(as of 6/30/2025)



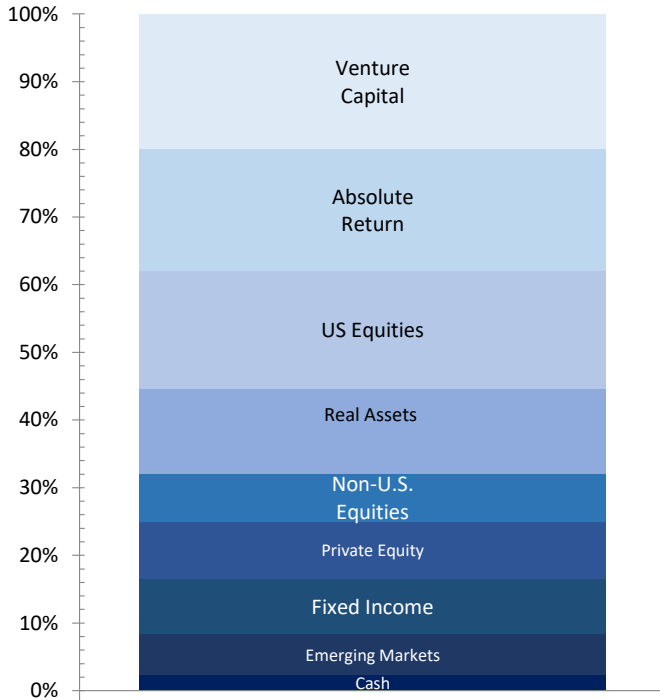
### Returns

	1 Year	3 Year	5 year	10 Year	20 Year
<b>Investment Performance</b>	<b>11.7%</b>	<b>9.4%</b>	<b>11.5%</b>	<b>8.3%</b>	<b>8.0%</b>
<b>70/30 Portfolio Split*</b>	<b>13.2%</b>	<b>12.8%</b>	<b>9.3%</b>	<b>7.7%</b>	<b>6.9%</b>

All return figures are gross of fees. The Pomona endowment expense ratio is less than .20%

\* This is an 70% allocation to equity securities (MSCI ACWI) and 30% allocation to fixed income securities (BBG U.S. Agg).


### Asset Allocations<sup>^</sup>



### Credit Ratings & Outlook

<b>Standard &amp; Poor's</b>	<b>AAA/Stable</b>
<b>Moody's</b>	<b>Aaa/Stable</b>
<b>Fitch Ratings</b>	<b>AAA/Stable</b>

### Balance Sheet



**Total Pooled Investments<sup>^^</sup> - \$3,429,004,000**  
**Investment Managers - 120+**  
**Number of Funds - 290+**

**Pomona College Assets - \$4,197,450,000**  
**Total Liabilities & Debt - \$426,606,000**

<sup>^</sup> The Pomona endowment invests in a highly diversified mix of assets, including U.S. and non-U.S. equities, emerging markets, and fixed income, as well as non-marketable equity assets such as venture capital, private equity, absolute return strategies, and real assets such as private real estate, timber, and energy.

<sup>^^</sup> Pomona's total Pooled Investments are comprised of the Endowment Fund (approx. 94%), the Restricted Fund (less than 1%), and the Annuity Fund (approx. 6%).